

JUVENILE PROBATION DEPARTMENT

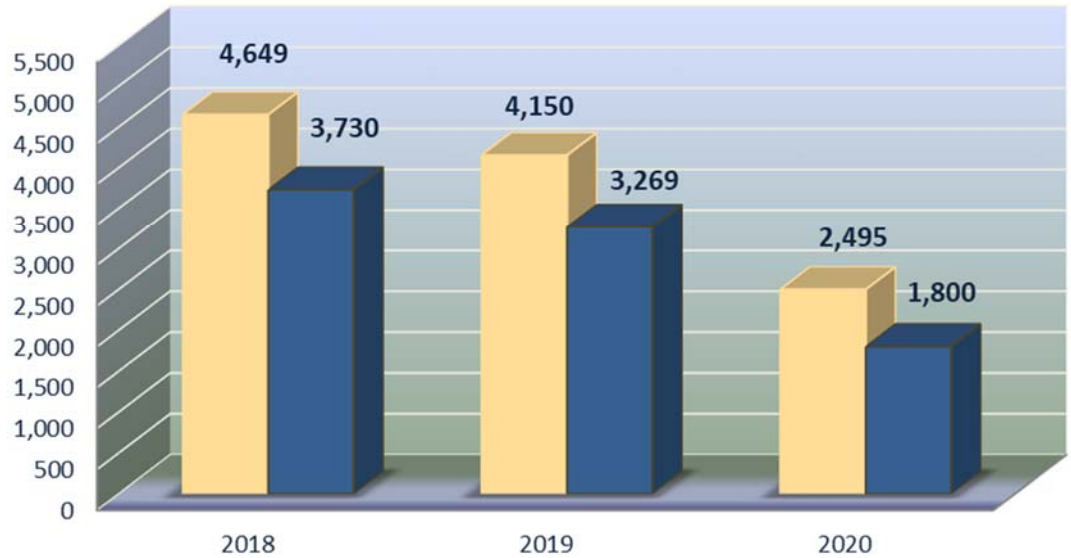
Henry Gonzales, Executive Director



Executive Monthly Activity Report – July, 2020

2020 Referrals	
January	545
February	546
March	466
April	205
May	235
June	267
July	231
August	
September	
October	
November	
December	
TOTAL	2,495
AVERAGE	356
YOUTH	1,800

Criminal and Violation of Probation Referrals and Youth January-July 2018- 2020



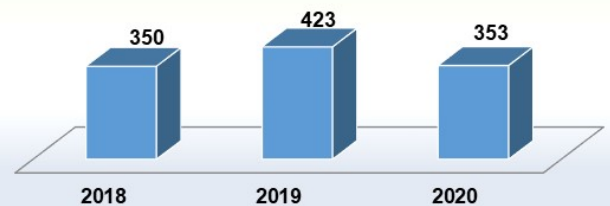
Type of Charge Based on Crime Category

	Jan	Feb	Mar	Apr	May	Jun	Jul	Aug	Sep	Oct	Nov	Dec	TOTAL	% TOTAL
Person (Felony)*	116	87	73	58	68	67	49						518	20.8%
Person (Misdemeanor)	96	96	69	19	18	19	22						339	13.6%
Property (Felony)*	53	70	59	38	53	49	31						353	14.1%
Property (Misdemeanor)	90	103	78	21	12	29	34						367	14.7%
Illegal Substance	18	21	16	9	11	10	12						97	3.9%
All Others	141	141	135	46	60	79	67						669	26.8%
Violations of Probation (VOP)- Technical	17	19	20	9	10	13	9						97	3.9%
VOP - New Offense / Other Jurisdiction	14	9	16	5	3	1	7						55	2.2%
TOTAL	545	546	466	205	235	267	231	0	0	0	0	0	2495	100.0%

Felony Crimes Against Persons* January-July 2018-2020



Felony Crimes Against Property* January-July 2018-2020



*Murder, Robbery, Assault, and Sexual Assault

*Arson, Burglary, Theft, Unauthorized Use of a Motor Vehicle, and Mischief

JUVENILE PROBATION DEPARTMENT

Henry Gonzales, Executive Director



Executive Monthly Activity Report – July, 2020

Page 2 of 11 pages

The following table presents a comparison of **January-July 2019** referral activity as contrasted to **January-July 2020** referral activity. During this time frame, the data shows a decrease (-66.3%) in referral activity. **Increases** were found in Assault-Misd. (49.7%) and Evade/Resisting Arrest-Mid (85.9%). Several significant **decreases** include Drugs- Misd (-53.6%), Trespass- MA/MB (52.8%), and Violation of Probation- Technical (-51.0%).

Offense Charge per Referral

Referral Type by Race & Gender	Black		Hispanic		White		Other		Jan-Jul	Jan-Jul	Jan-Jul
	Female	Male	Female	Male	Female	Male	Female	Male	2019	2020	%Change
Felonies											
Arson	1	2	0	4	0	4	0	0	17	11	-35.3%
Assault - Felony	31	55	12	64	5	10	2	5	219	184	-16.0%
Auto Theft	0	12	2	3	1	3	0	0	23	44	91.3%
Burglary	5	40	5	50	5	18	1	3	137	127	-7.3%
Drugs - Felony	0	9	9	22	1	9	0	1	110	51	-53.6%
Evade/Resisting Arrest Felony	2	32	5	46	0	9	0	0	95	94	-1.1%
Homicide	0	2	0	2	0	0	0	0	8	12	50.0%
Mischief/Felony	1	6	3	2	6	1	0	1	20	40	100.0%
Other	6	16	10	22	1	5	0	1	83	61	-26.5%
Other Personal	1	10	1	8	0	1	0	0	27	21	-22.2%
Robbery	10	137	12	96	0	12	0	1	285	268	-6.0%
Sexual Assault	0	13	0	20	1	7	0	0	37	41	10.8%
Theft - Felony	0	25	3	14	0	8	0	2	73	52	-28.8%
Unauthorized Use of a Motor Vehicle	3	49	9	44	5	12	0	0	153	122	-20.3%
Sub-Total	60	408	71	397	25	99	3	14	1287	1077	-16.3%
Misdemeanor A & B											
Assault	60	85	43	87	24	33	2	5	682	1021	49.7%
Drugs	2	8	1	17	4	4	0	1	595	632	6.2%
DWI - MA/MB	0	1	0	7	0	1	0	0	7	9	28.6%
Evade/Resisting Arrest	12	123	17	63	4	17	1	1	277	515	85.9%
Mischief	6	21	1	23	3	9	0	0	102	63	-38.2%
Other	21	85	14	110	11	32	2	1	401	276	-31.2%
Theft	26	64	18	62	12	23	0	5	328	210	-36.0%
Trespass - MA/MB	10	38	8	26	4	7	1	0	199	94	-52.8%
Sub-Total	137	425	102	395	62	126	6	13	2591	1266	-51.1%
Violations of Probation											
Violation of Probation-Technical	14	34	14	31	3	1	0	0	198	97	-51.0%
Violation of Probation -New Off/Other Jurisdiction	0	29	2	22	0	2	0	0	74	55	-25.7%
Sub-Total	14	63	16	53	3	3	0	0	272	152	-44.1%
GRAND TOTAL	211	896	189	845	90	228	9	27	4150	2495	-66.3%



JUVENILE PROBATION DEPARTMENT

Henry Gonzales, Executive Director



Executive Monthly Activity Report – July, 2020

Page 3 of 11 pages

Top 10 Felony and Misdemeanor Offenses: July 2020*

RANK	Top 10 Felony Offenses	Jan-Jul 2020	% of Total
1	AGGRAVATED ROBBERY/DISPLAYING WEAPON/SERIOUS BODILY INJURY	193	17.9%
2	UNAUTHORIZED USE OF A MOTOR VEHICLE	122	11.3%
3	EVADING ARREST DETENTION W/VEHICLE	92	8.5%
4	BURGLARY OF A BUILDING	71	6.6%
5	ROBBERY/CAUSES BODILY INJURY/THREATS BOD.INJURY/DEATH	71	6.6%
6	AGGRAVATED ASSAULT-USES DEADLY WEAPON	59	5.5%
7	BURGLARY OF HABITATION	48	4.5%
8	AGGRAVATED ASSAULT OF A FAMILY MEMBER	29	2.7%
9	ASSAULT PUBLIC SERVANT	29	2.7%
10	THEFT FROM PERSON TO ANOTHER	27	2.5%
TOTAL		741	68.8%

RANK	Top 10 Misdemeanor Offenses	Jan-Jul 2020	% of Total
1	EVADING ARREST DETENTION	220	17.4%
2	ASSAULT - CAUSES BODILY INJURY TO ANOTHER	187	14.8%
3	ASSAULT-FAMILY MEMBER	140	11.1%
4	UNLAWFUL CARRYING OF WEAPONS - KNIFE, GUN OR CLUB	100	7.9%
5	THEFT AND CONTROL OF PROPERTY >=\$100 <=\$750	97	7.7%
6	BURGLARY OF MOTOR VEHICLE	83	6.6%
7	CRIMINAL TRESPASS	45	3.6%
8	CRIMINAL MISCHIEF - \$100 - \$750 PROPERTY DAMAGE	37	2.9%
9	TERRORISTIC THREAT - GENERAL	32	2.5%
10	CRIMINAL TRESPASS IN A VEHICLE	30	2.4%
TOTAL		971	76.7%

*Top 10 Felony and Misdemeanor Offenses are based on the current year and subject to change in the reporting month.

Personal charges and Property charges are differentiated by color on the above tables.



JUVENILE PROBATION DEPARTMENT

Henry Gonzales, Executive Director

Executive Monthly Activity Report – July, 2020

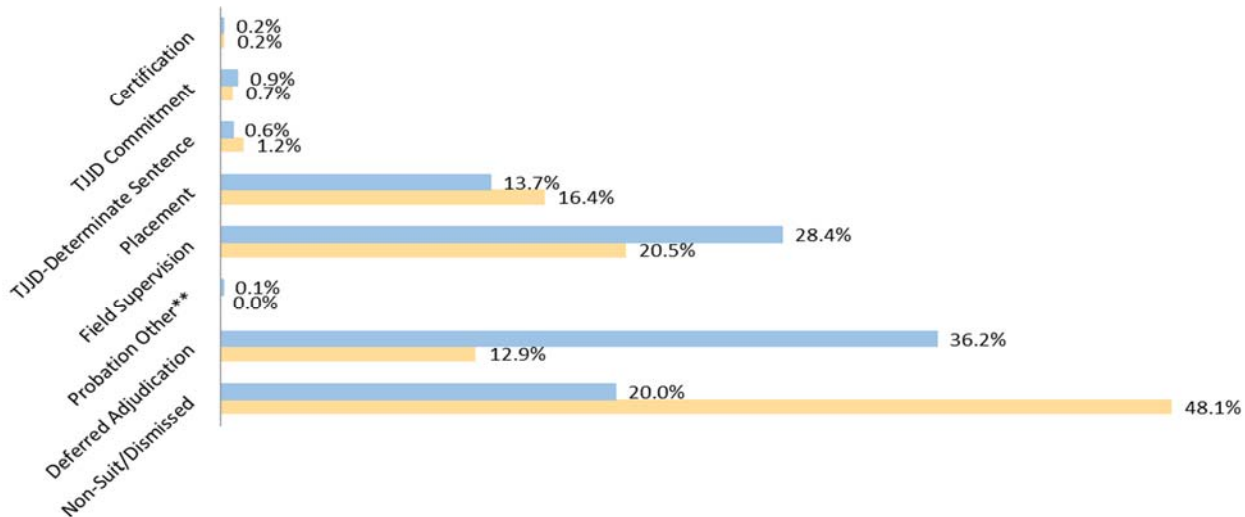
Page 4 of 11 pages

Court Activity* January-July 2020

YOUTH COURT DECISIONS	Black		Hispanic		White		Other		2020 Decision	2020 YOUTH	2019 Youth
	Female	Male	Female	Male	Female	Male	Female	Male			
Certification	1	1	0	0	0	0	0	0	3	2	4
TJJD Commitment	0	3	0	3	0	0	0	0	12	6	21
TJJD-Determinate Sentence	0	4	0	7	0	0	0	0	23	11	15
Probation	29	145	22	123	5	11	1	4	455	340	1035
Placement	13	67	11	57	1	1	1	0	219	151	335
Field Supervision	16	78	11	66	4	10	0	4	236	189	697
Probation Other	0	0	0	0	0	0	0	0	0	0	3
Deferred Adjudication	11	38	10	45	2	11	1	1	124	119	889
Non-Suit/Dismissed	69	175	44	123	10	18	2	2	683	443	490
TOTAL	110	366	76	301	17	40	4	7	1300	921	2454

*Youth may be counted multiple times if received multiple decisions within the noted time period.

Youth Comparison* January-July 2019 / 2020



YOUTH COURT DECISIONS	Violations of Probation																		TOTAL	
	New Offense									Total	Technical									Total
	Black		Hispanic		White		Other		Total		Black		Hispanic		White		Other			
Female	Male	Female	Male	Female	Male	Female	Male	Female		Male	Female	Male	Female	Male	Female	Male	Female	Male		
TJJD Commitment	0	3	0	0	0	0	0	0	0	3	0	0	0	0	0	0	0	0	0	3
TJJD Determinate Sentence	0	0	0	0	0	0	0	0	0	0	0	0	1	0	0	0	0	0	0	1
Probation	2	16	1	12	0	1	0	0	0	32	2	8	6	8	0	0	0	0	0	24
Placement	1	12	1	10	0	0	0	0	0	24	2	8	3	4	0	0	0	0	0	17
Field Supervision	1	4	0	2	0	1	0	0	0	8	0	0	3	4	0	0	0	0	0	7
Non-Suit/Dismissed	1	8	1	12	0	1	0	0	0	23	8	13	2	12	0	0	1	0	0	36
TOTAL	3	27	2	24	0	2	0	0	0	58	10	21	8	21	0	0	1	0	0	61



"...detering future delinquency and setting youth on the path to successful, wholesome futures." 2009 Annual Report

JUVENILE PROBATION DEPARTMENT

Henry Gonzales, Executive Director

Executive Monthly Activity Report – July, 2020

Page 5 of 11 pages

Certifications

Disposition Year	Court			Youth Total	Petition Total
	313	314	315		
Jan-Jul 2020	1	0	1*	2	3
2019	1	1*	1 / 2*	5	7
2018	8	5	3	16	25
2017	7	10	6	23	37
2016	14	16	8	38	66

**Youth were older than HCJPD age of jurisdiction at the time of certification, even though the offense(s) were committed at younger ages.*



JUVENILE PROBATION DEPARTMENT

Henry Gonzales, Executive Director

Executive Monthly Activity Report – July, 2020

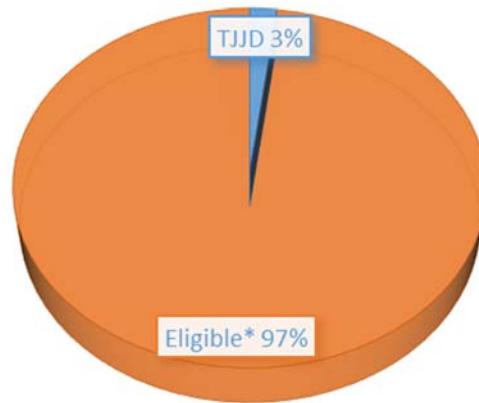
Page 6 of 11 pages

TJJD Eligible Dispositions by Court

Disposition Year	Disposition	313th Youth	314th Youth	315th Youth	TOTALS Youth
Jan-Jul 2020	TJJD / TJJD Determinate	9	5	3	17
	Other Dispositions**	197	245	214	656
2019	TJJD / TJJD Determinate	44	11	7	62
	Other Dispositions**	443	520	588	1551
2018	TJJD / TJJD Determinate	63	63	23	149
	Other Dispositions**	586	564	612	1762
2017	TJJD / TJJD Determinate	79	88	36	203
	Other Dispositions**	551	489	625	1665
2016	TJJD / TJJD Determinate	69	54	31	154
	Other Dispositions**	598	508	577	1683

*Other dispositions include: certification, placement in a county facility, field probation, deferred, and non-suit (dismissed).

TJJD Commitments vs. Eligible (Youth) January-July 2020



*Eligible: Youth with an eligible offense who were not committed to TJJD.

Disposition Type 2020	Jan	Feb	Mar	Apr	May	Jun	Jul	Aug	Sep	Oct	Nov	Dec	TOTAL Youth
TJJD	1	0	3	1	0	0	1						6
TJJD-Determinate Sentence	1	1	1	0	2	3	3						11
TOTAL	2	1	4	1	2	3	4	0	0	0	0	0	17

*If a youth received both a TJJD and TJJD-Determinate Sentence, the youth is shown only for the TJJD-Determinate Sentence



JUVENILE PROBATION DEPARTMENT

Henry Gonzales, Executive Director

Executive Monthly Activity Report – July, 2020

Page 7 of 11 pages

<i>Youth Admitted to Facilities*</i>			
Facilities	Year Ending		Jan-Jul 2020
	2018	2019	
Leadership Academy	233	193	124
Leadership Academy	233	193	115
TJJD at Leadership	0	0	9
Youth Village	130	208	72
Girls Intense Trauma	52	46	16
Boys Intense Trauma	41	53	19
Restore (Boys) Program	37	83	32
Young Offenders (Boys) Unit	0	26	5
County Post-Adjudication Subtotal	363	401	196
Private Placement	47	18	15
Boys Town	3	1	0
Center for Success	5	1	1
Glen Mills Schools	12	0	0
Mingus Mountain Estate	2	0	0
Mountain Home Academy	0	0	0
Pegasus Schools, Inc.	7	11	1
Rockdale Justice Ctr	0	0	0
Victoria County JJC	3	0	0
Woodward Academy	15	5	13
All Post-Adjudication Subtotal	410	419	211
Detention Center*	2889	2293	1006
Detention Residential Assessment	643	450	141
Harris County Psychiatric	0	85	63
TOTAL	3942	3247	1421

*Youth admitted is a count of individual youth, not the number of admits each may have had at that particular facility. If a youth was admitted at two different facilities he was counted once at each facility. The Young Offender Unit at BBRC opened August 2018



JUVENILE PROBATION DEPARTMENT

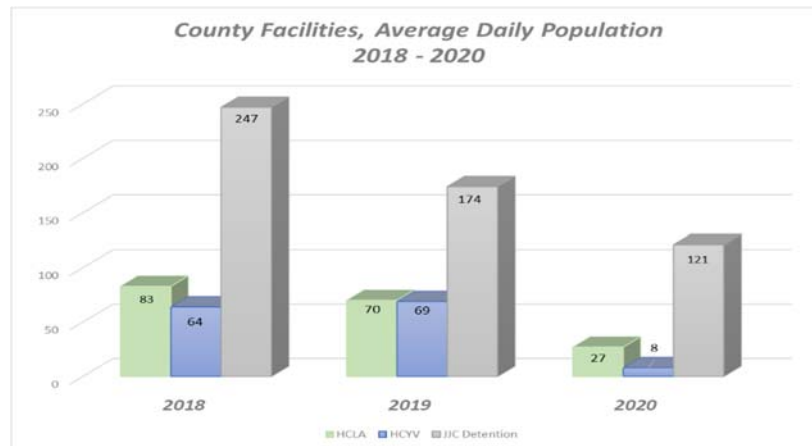
Henry Gonzales, Executive Director

Executive Monthly Activity Report – July, 2020

Page 8 of 11 pages

Average Daily Population - County Facilities*

2020 County Facilities (available beds)	Current Year January - July				Current Month July			
	Black	Hispanic	White	Total	Black	Hispanic	White	Total
Post - Adjudicated Facilities								
Leadership Academy (96)	27	19	1	47	17	10	0	27
Leadership Academy	23	16	1	40	13	7	0	20
TJJD at Leadership	4	3	0	7	4	3	0	7
Harris County Youth Village (128)	29	24	5	58	6	5	0	8
Girls Intense Trauma	5	4	2	11	4	4	0	5
Boys Intense Trauma	4	4	1	9	2	1	0	3
Restore (Boys Program)	16	10	1	27	0	0	0	0
Young Offenders (Boys) Unit	4	6	1	11	0	0	0	0
Harris County Psychiatric Center - Post	1	1	1	3	0	1	0	1
Pre - Adjudicated Facilities								
Detention Center (250)	81	68	5	154	55	62	4	121
Detention Unit	72	59	3	134	49	57	4	110
Detention Assessment Unit	4	5	1	10	2	1	0	3
Harris County Psychiatric Center - Pre	5	4	1	10	4	4	0	8



*Detention Unit Current Average Length of Stay 21.05 days

Average Daily Population - Private Facilities*

2020 Private Placement	Current Year January - July				Current Month July			
	Black	Hispanic	White	Total	Black	Hispanic	White	Total
Center for Success & Independence	1	0	0	1	1	0	0	1
Victoria County JJC	0	0	0	0	0	0	0	0
Boys Town	0	0	0	0	0	0	0	0
Mingus Mountain Estate	0	0	0	0	0	0	0	0
Pegasus Schools, Inc.	3	7	0	10	2	6	0	8
Glen Mills Schools	0	0	0	0	0	0	0	0
Woodward Academy	6	4	0	10	4	4	0	8

*Average daily population (ADP) has been reconfigured to better align with national definitions. Individual youth may be represented at more than one facility.



JUVENILE PROBATION DEPARTMENT

Henry Gonzales, Executive Director

Executive Monthly Activity Report – July, 2020

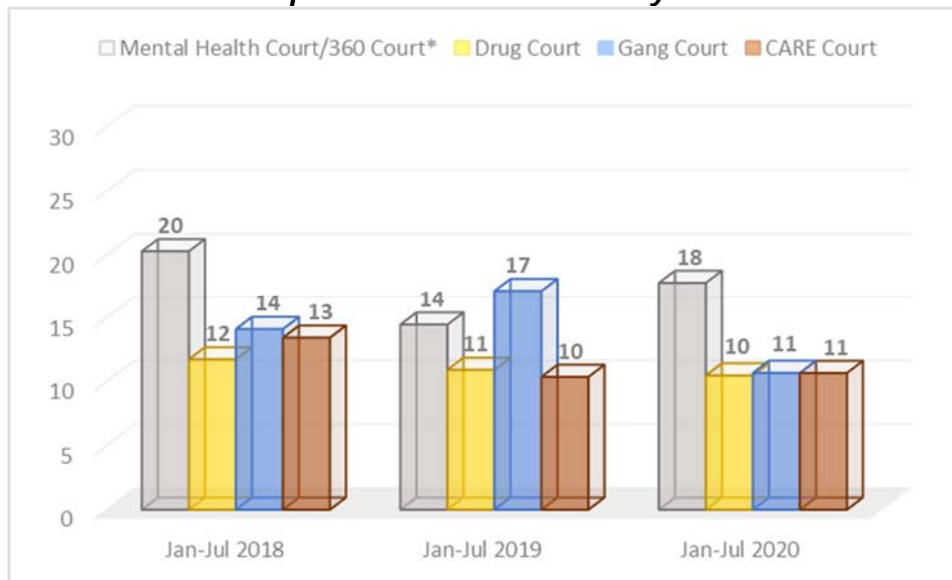
Page 9 of 11 pages

Supervision Activity*

2020 Type of Probation Service	Current Month July	
	Caseload	JPO Avg
Community Supervision	552	11
Specialized Supervision	273	
Mental Health	62	10
Deferred Adjudication	1	1
Sex Offender	46	11
Deferred Adjudication	4	1
RISE Program	50	8
YESS Program	97	11
Dual Status Unit	17	5
Deferred Adjudication	3	2
Deferred Intervention Division	295	
FIRST Program	76	76
180-Day	107	6
Diversion 180	24	1
Diversion Under 12	0	0
180-Day (Fifth Ward)	12	12
Deferred Adjudication	77	5
Deferred Prosecution	113	
90-Day	94	6
Second Chance	16	2
90-Day (Under Age 12)	3	1
Total	1233	

*Youth caseload is based on a daily caseload average for the time period shown. JPO caseload average is calculated using the last JPO of record.

Specialized Court Activity**



**Specialized Court Activity represents average youth count for the time period shown.

*Mental Health Court transitioned to Court 360 in May 2019



JUVENILE PROBATION DEPARTMENT

Henry Gonzales, Executive Director

Executive Monthly Activity Report – July, 2020

Page 10 of 11 pages

Diversion and Intervention Division (DID) - July 2020

Diversion and Intervention Programs	Black		Hispanic		White		Other		TOTAL
	Female	Male	Female	Male	Female	Male	Female	Male	
Deferred Adjudication (Arrested, Petitioned)									
Successfully Completed	3	11	2	9	0	2	1	0	28
Successful Early Term	0	0	0	1	0	0	0	0	1
Failure to Comply	0	1	2	1	0	0	0	0	4
DID Deferred Prosecution Programs (Arrested, Not Petitioned)									
Deferred Prosecution 180 Day									
Successfully Completed	4	12	7	17	1	4	0	0	45
Successful Early Term	0	1	0	1	0	0	0	0	2
Failure to Comply	0	2	0	1	0	0	0	0	3
Deceased	0	0	0	0	0	1	0	0	1
Diversion 180									
Successfully Completed	0	0	0	0	0	0	0	0	0
Failure to Comply	0	0	0	0	0	0	0	0	0
Deferred Prosecution 180 Day Under 12									
Successfully Completed	0	0	0	0	0	0	0	0	0
Diversion Under 12									
Successfully Completed	0	0	0	0	0	0	0	0	0
Failure to Comply	0	0	0	0	0	0	0	0	0
FIRST Deferred Prosecution									
Successfully Completed	0	0	0	0	0	0	0	0	0
Failure to Comply	0	0	0	1	0	0	0	0	1
Fifth Ward Deferred Prosecution									
Successfully Completed	1	0	0	0	0	0	0	0	1
Total	8	27	11	31	1	7	1	0	86

Deferred Prosecution: Intake - July 2020

Intake Deferred Prosecution Programs (Arrested, Not Petitioned)	Black		Hispanic		White		Other		TOTAL
	Female	Male	Female	Male	Female	Male	Female	Male	
Deferred Prosecution 90 Day									
Successfully Completed	15	33	10	19	6	7	0	0	90
Failure to Comply	0	0	0	0	0	0	0	0	0
Second Chance									
Successfully Completed	0	0	0	2	0	0	0	0	2
Failure to Comply	0	1	0	0	0	0	0	0	1
Deferred Prosecution 90 Day Under 12									
Successfully Completed	0	0	0	0	0	0	0	0	0
Total	15	34	10	21	6	7	0	0	93

Marijuana Diversionary Completions (No Arrest, No Petition)

Jan	Feb	Mar	Apr	May	Jun	Jul	Aug	Sep	Oct	Nov	Dec	TOTAL
11	35	0	0	0	0	0						46



JUVENILE PROBATION DEPARTMENT

Henry Gonzales, Executive Director

Executive Monthly Activity Report – July, 2020

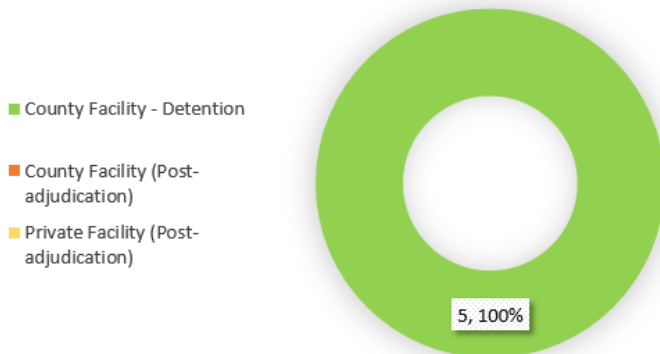
Page 11 of 11 pages

Dual Supervision Status*

Status*	Current Year January - July 2020	Current Month July 2020
	Average Youth	Youth
ORIGINATING AREA		
Region 6A - Harris County	45	41
Region 6B - Surrounding Counties	3	4
Other Counties	6	5
TOTAL	54	50
JUVENILE JUSTICE**		
Pending Court	20	19
Probation - Field Supervision	21	20
Probation - CJPO Custody	3	0
Out of County Supervision	11	11
Indirect	0	0
TOTAL	55	50
CJPO CUSTODY / DFPS CONSERVATORSHIP- FACILITY TYPE		
County Facility - Detention	9	5
County Facility (Post-adjudication)	2	0
Private Facility (Post-adjudication)	1	0
TOTAL	12	5

*Dual Supervision are youth involved with both Harris County Juvenile Probation Department (HCJPD) and the Department of Family and Protective Services (DFPS). Youth Count is based on a youth having an active supervision at the end of the reporting month. **If a youth has more than one supervision type, only the adjudicated supervision is reported.

**CJPO CUSTODY / DFPS CONSERVATORSHIP
FACILITY TYPE / July 2020**



JUVENILE JUSTICE
July 2020**

